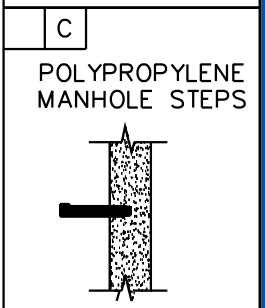
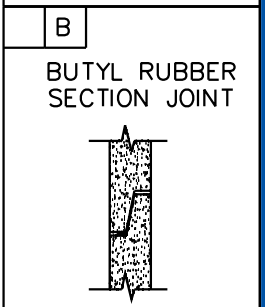
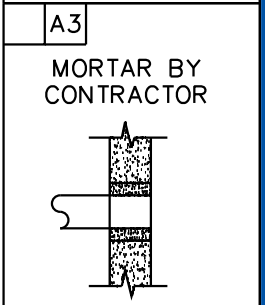
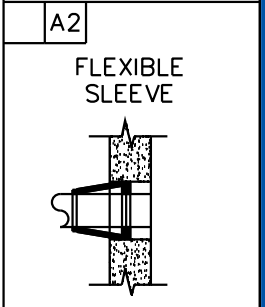
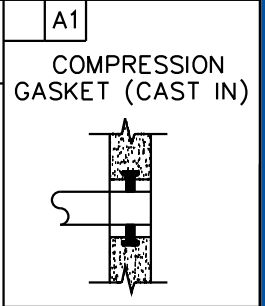
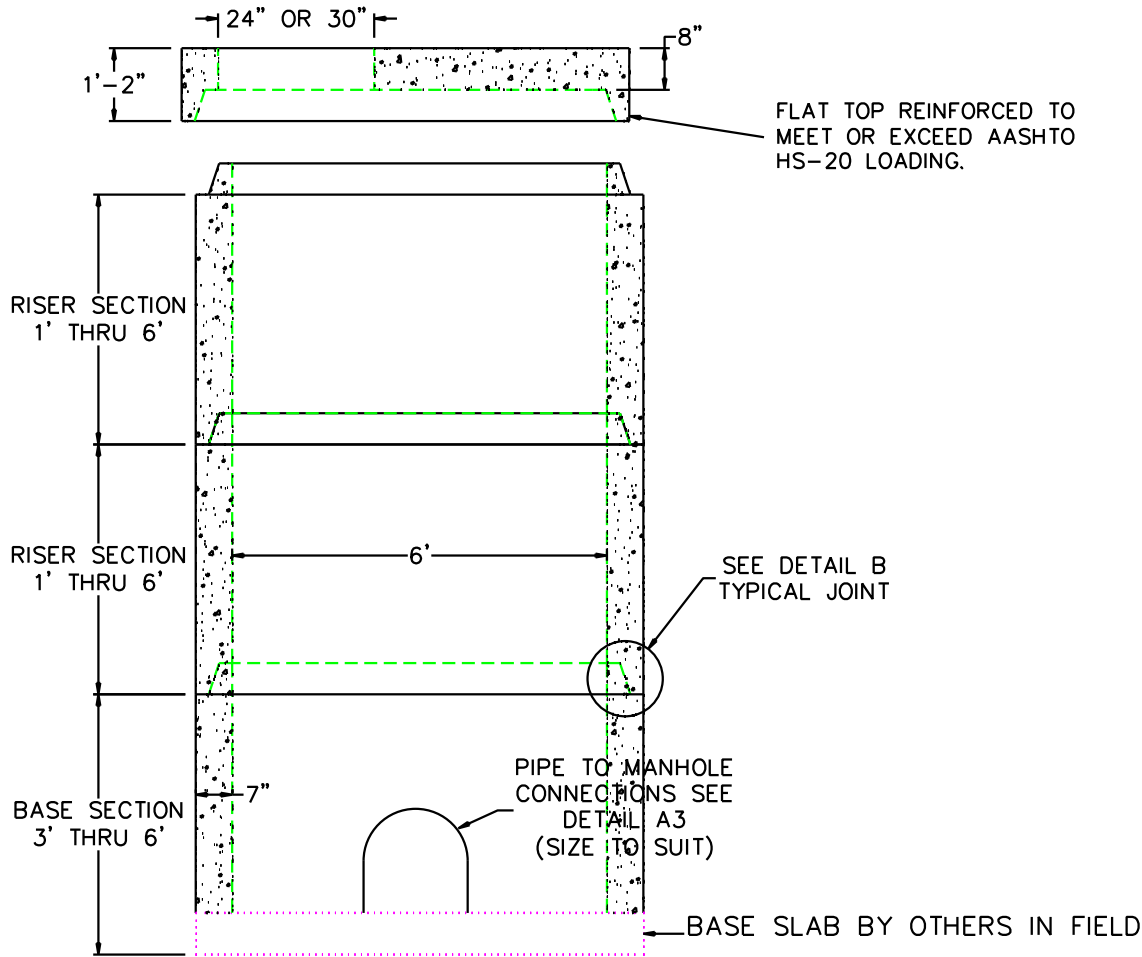


6' DIA DOGHOUSE MANHOLE



	FLOOR	VERT. FT	FLAT TOP
WEIGHT		1,800 lbs.	4,200 lbs.
VOLUME		211.5 gal.	

DESIGN NOTES:

1. MANUFACTURED TO MEET OR EXCEED: ASTM C-478 & AASHTO M 199 SPECS.
2. CONCRETE = 5,000 PSI. MINIMUM CEMENT PER ASTM C-478 (6.1)
3. REINFORCED STEEL COMFORMS TO LATEST ASTM A 185 SPECIFICATIONS. 0.18 SQ. IN / LINEAL FT. AND 0.18 SQ. IN (BOTH WAYS) BASE BOTTOM
4. STEEL REINFORCEMENT TO MEET OR EXCEED AASHTO HS-20 LOADING
5. MANHOLE STEPS MEET LATEST OSHA REGULATION 29 CFR1910.27, SECTION 16 OF ASTM SPECIFICATION C478 AND SECTION 10 OF ASTM SPECIFICATION C497
6. BUTYL RUBBER JOINT SEALANT PER ASTM C-990 & ASHTO M-198
7. ONE POUR MONOLITHIC BASE



SCITUATE RAY PRECAST
120 CLAY PIT ROAD
MARSHFIELD, MA 02050
PHONE # 1-800-440-0009
FAX # 781-837-4320

CONTRACTOR:

JOB NAME:

DATE:

DRAWING: SRP-DOG6

DRAWING BY: C.J. SCOTT