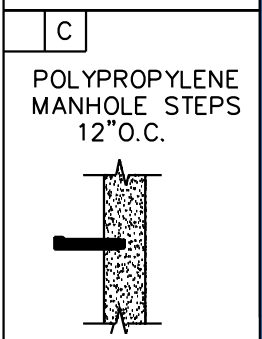
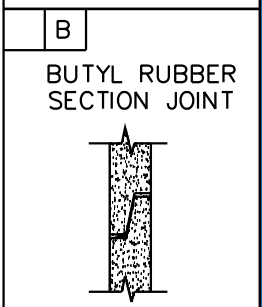
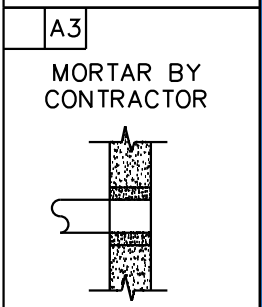
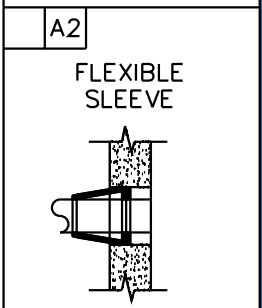
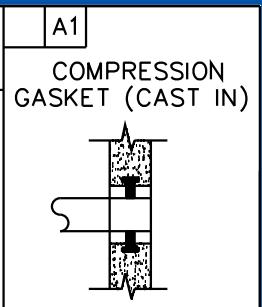
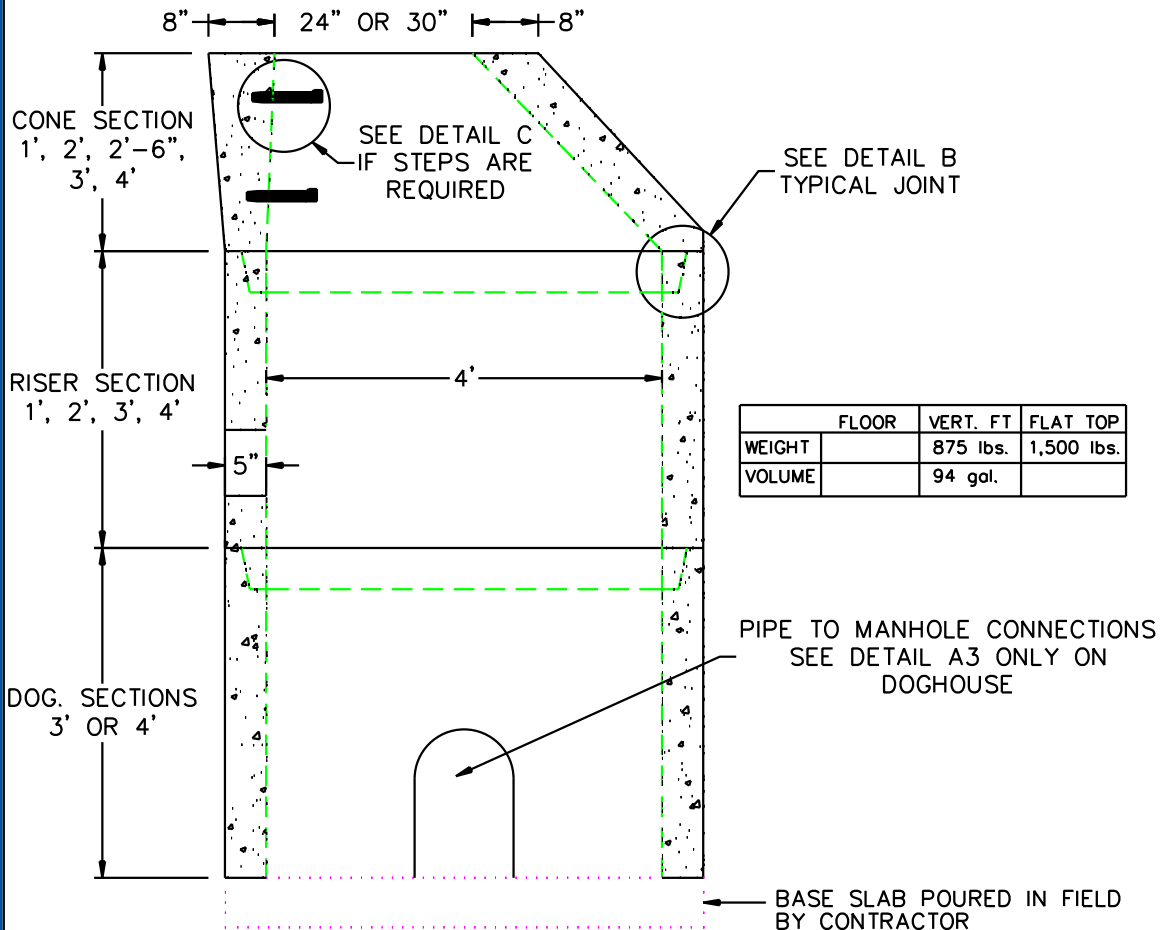
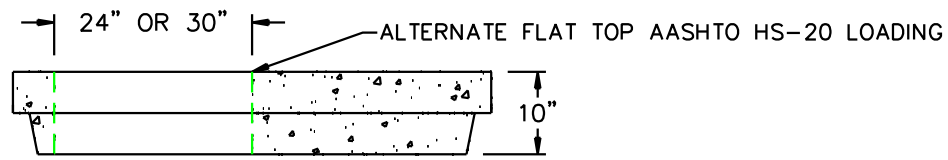


4' DIA DOGHOUSE MANHOLE



- DESIGN NOTES:**
1. MANUFACTURED TO MEET OR EXCEED: ASTM C-478 & AASHTO M 199 SPECS.
 2. CONCRETE = 4,000 PSI. MINIMUM CEMENT PER ASTM C-478 (6.1)
 3. REINFORCED STEEL COMFORMS TO LATEST ASTM A 185 SPECIFICATIONS. 0.12 SQ. IN / LINEAL FT. AND 0.12 SQ. IN (BOTH WAYS) BASE BOTTOM
 4. STEEL REINFORCEMENT TO MEET OR EXCEED AASHTO HS-20 LOADING
 5. MANHOLE STEPS MEET LATEST OSHA REGULATION 29 CFR1910.27, SECTION 16 OF ASTM SPECIFICATION C478 AND SECTION 10 OF ASTM SPECIFICATION C497
 6. BUTYL RUBBER JOINT SEALANT PER ASTM C-990 & ASHTO M-198
 7. WATER PROOFING PER CONTRACT SPECS. AS REQUIRED



SCITUATE RAY PRECAST
 120 CLAY PIT ROAD
 MARSHFIELD, MA 02050
 PHONE # 1-800-440-0009
 FAX # 781-837-4320

CONTRACTOR:		JOB NAME:	
DATE:	DRAWING: SRP-DOG4	DRAWING BY: C.J. SCOTT	

